

1.- Read the short passage and answer the question.



¡Hola! Me llamo Dylan. Mi profesora se llama Ana. ¿Y tú, cómo te llamas?

---

2.- Learn this: There are five vowels in Spanish: **a, e, i, o, u**  
 It does not matter where they are placed in a word: They always sound the same! Read them with your teacher's help.



**A**нна


**e**lephant

**I**ndian

**o**ctopus

**u**ltrasound

**3.-Listen to your teacher and complete these words with the missing vowels.**



P \_ z \_ rr \_




\_ rd \_ n \_ d \_ r




M \_ s \_



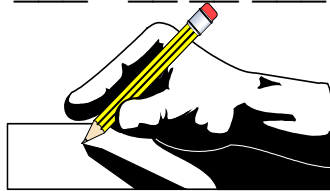
\_ sc \_ l \_



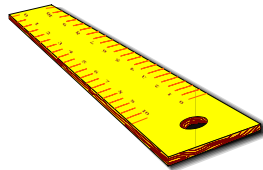
Pr \_ f \_ s \_ r




Pr \_ f \_ s \_ r




L \_ p \_ z



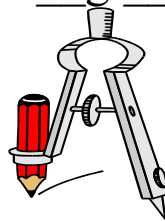
R \_ gl \_



C \_ lc \_ l \_ d \_ r \_



B \_ rr \_ d \_ r



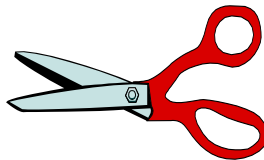
C \_ mp \_ ' \_ s



M \_ ch \_ l \_



G \_ m \_



T \_ j \_ r \_ s



Ch \_ nch \_ t \_

**4.- Complete the following sentences.**

Me llamo \_\_\_\_\_

Mi profesor se llama \_\_\_\_\_

Mis amigos se llaman \_\_\_\_\_

**5.- Here is a list of Spanish names for boys (green) and girls (orange).  
Read them aloud.**

- |          |        |         |          |
|----------|--------|---------|----------|
| Ana      | Ángel  | Lucía   | Manolo   |
| Antonio  | Elena  | Carlos  | Susana   |
| Sofía    | Teresa | Juan    | Sara     |
| Cristina | Irene  | María   | Andrés   |
| Paco     | Marta  | Isabel  | José     |
| Luis     | Laura  | Carmen  | Rafa     |
| Luisa    | Javier | Alfonso | Fernando |

**PLAY WITH YOUR FRIENDS**

All the children sit in a circle. Each student chooses a Spanish name from the list above and asks the name of the person who is next to him or her. They say their Spanish names aloud. Then, they change places and ask again. They repeat until they learn as many names as possible. After this they draw a picture of what they have done.



**6.- Colour in the letters of the Spanish alphabet. Use red for vowels and blue for the rest.**

A	B	C	D	E	F	G
H	I	J	K	L	M	N
Ñ	O	P	Q	R	S	T
U	V	W	X	Y	Z	

Are there any letters that you don't have in the English alphabet? \_\_\_\_\_

Write them here: \_\_\_\_\_

**7. - Write these Spanish names in English.**

José \_\_\_\_\_

Isabel \_\_\_\_\_

Ana \_\_\_\_\_

Jaime \_\_\_\_\_

Antonio \_\_\_\_\_

Elena \_\_\_\_\_

Sofía \_\_\_\_\_

Juan \_\_\_\_\_

Cristina \_\_\_\_\_

Pablo \_\_\_\_\_

Alejandro \_\_\_\_\_

Alicia \_\_\_\_\_

**8.- Write these names of boys (niños) and girls (niñas) in the correct column.**

Ana, Alberto, Antonio, Carmen, María, Luis, Ricardo, Paco, Adolfo, Emilia, Irene, Juana, Juan, Luisa, Dionisio, Paloma.

NIÑAS

NIÑOS

\_\_\_\_\_

\_\_\_\_\_

\_\_\_\_\_

\_\_\_\_\_

\_\_\_\_\_

\_\_\_\_\_

\_\_\_\_\_

\_\_\_\_\_

**9.- Work in pairs. Read these short conversations in Spanish.**



- ¡Hola! ¡Buenos días!
- ¡Hola! ¿Cómo estás?
- Yo bien, ¿y tú?
- Muy bien, gracias.



- ¡Hola! ¡Buenas tardes!
- ¡Hola! ¿Qué tal?
- Bien, ¿y tú?
- Bien.



- ¡Buenas noches!
- ¡Adiós, hasta mañana!
- Que duermas bien
- Gracias. ¡Hasta mañana!

¡Hola!



Me llamo Ana, y tú,  
¿cómo te llamas?

**Good morning**  
**Good afternoon**  
**Good evening/Good night**

**Buenos días**  
**Buenas tardes**  
**Buenas noches**

**10.- In pairs, read these short conversations in Spanish.**



- ¡Adiós!
- ¡Adiós! ¡Hasta luego!
  
- ¡Adiós!
- ¡Hasta pronto!
  
- ¡Adiós, buenas noches!
- ¡Hasta mañana!

**11.- Draw your left hand and write a farewell message in each finger.**

**12.- Copy these sentences in your exercise book.**

Yo **me llamo** Sofía  
Él **se llama** Alejandro

Tú **te llamas** Juan  
Ella **se llama** Ana

**13.- Complete these sentences following the model from above.**

\_\_\_\_\_ **me llamo** \_\_\_\_\_

Él se \_\_\_\_\_ José

Tú te \_\_\_\_\_ Pablo

Ella se \_\_\_\_\_ Cristina

Yo me \_\_\_\_\_ Andrés

Ella se \_\_\_\_\_ Isabel

Tu te \_\_\_\_\_ Sofía

Él se \_\_\_\_\_ Ernesto

Yo me \_\_\_\_\_ Ana

Tú te \_\_\_\_\_

Remember: Some words in Spanish need *tilde* (´). A *tilde* is a small sign on the top of vowels that emphasises the pronunciation of that particular syllable. Consonants never have a *tilde* in Spanish.

**14.- Fill in the gaps with the words below.**

**llamo      Yo    papá      Hola      mamá**

\_\_\_\_\_, amigos. \_\_\_\_\_ me \_\_\_\_\_ Hannah y tengo nueve años.

Vivo en Londres. Mi \_\_\_\_\_ es español. Mi \_\_\_\_\_ es inglesa.

**15.- Complete these sentences with information about yourself.**

**Me llamo** \_\_\_\_\_

**Mi papá se llama** \_\_\_\_\_ **Mi amigo se llama** \_\_\_\_\_

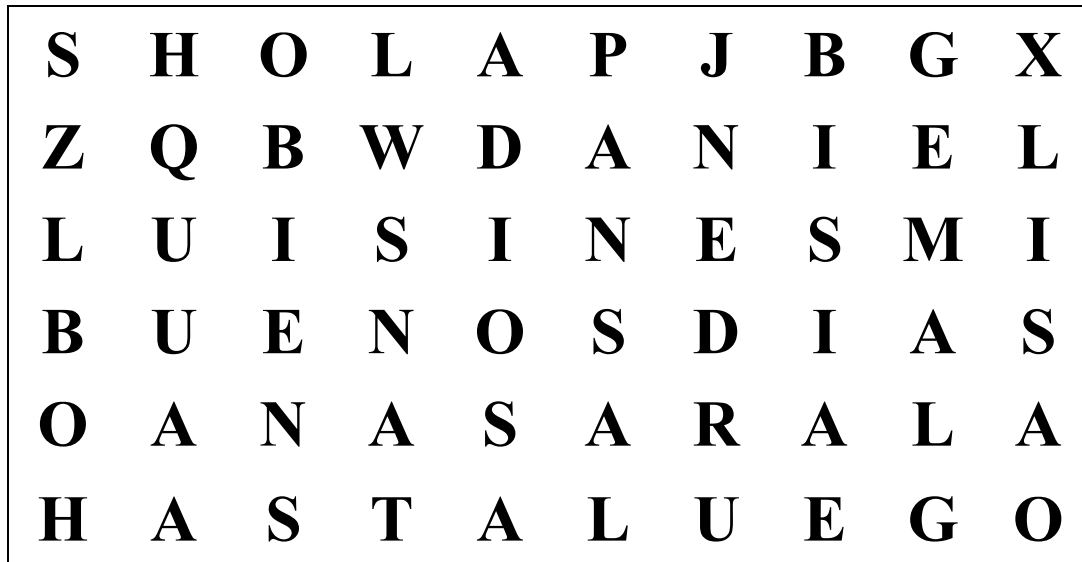
**Mi mamá se llama** \_\_\_\_\_ **Mi amiga se llama** \_\_\_\_\_

16.-Put these words in the correct order to make a sentence.

llama Mi se Carmen. amiga

---

17.- Word search. Find Spanish greetings, farewells and names hiding in this puzzle.



Write the words here.



---

---

---

---



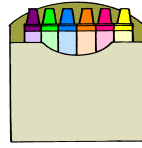
**18.- My classroom (Mi clase). Read and learn these Spanish words.**



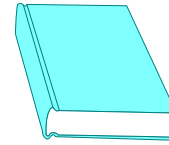
MOCHILA



PIZARRA



PINTURAS



LIBRO



GOMA



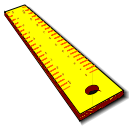
CUADERNO



LÁPIZ



NIÑA



REGLA



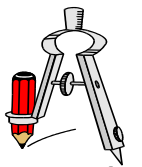
TIJERAS



PROFESOR



NIÑO



COMPÁS



MESA



ORDENADOR



BORRADOR

**19.- Put these syllables in the correct order and make words.**

tu-pin-ras

\_\_\_\_\_

ras-je-ti

\_\_\_\_\_

za-pi-rra

\_\_\_\_\_

sor- fe-pro

\_\_\_\_\_

no-der-cua

\_\_\_\_\_

bro-li

\_\_\_\_\_

piz-la

\_\_\_\_\_

gla-re

\_\_\_\_\_

la-chi-mo

\_\_\_\_\_

20.- Write the names of some objects that you have in your schoolbag.

Blank boxes for writing answers:


Top row: [ ] [ ]

Second row: [ ] [ ]

Third row: [ ] [ ]

Fourth row: [ ] [ ]

Fifth row: [ ] [ ]




21.- Find 10 words from exercise 15 in this word search and write them in alphabetical order.

C L A S E L A O	1-C
P M Ñ X S T P R	2-C
R E G L A I I D	3-G
O S O A T J Z E	4-M
F A M P Q E A N	5-N
E K A I U R R A	6-O
S Y G Z I A R D	7-P
O Z L L S S A O	8-P
R C O M P A S R	9-R
K C O S N I Ñ O	10-T

22.- Draw each object in its box.

Un lápiz	Una mesa
----------	----------



CARTERA

23.- What do you have in your school bag? Copy the following sentences.

Yo tengo un libro en mi cartera. (I have a book in my school bag)

Yo tengo un cuaderno en mi cartera

---

Yo tengo un lápiz y un bolígrafo en mi cartera

---





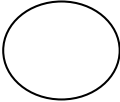





Yo tengo una goma y pinturas de colores.

---

Yo tengo un compás y una regla en mi cartera.

---


**24.- Copy and learn these colours.**

Rojo		_____	Amarillo		_____
Azul		_____	Verde		_____
Blanco		_____	Rosa		_____
Marrón		_____	Negro		_____
Violeta		_____	Naranja		_____

La bandera de España es de color 1 \_\_\_\_\_, 2 \_\_\_\_\_ y 3 \_\_\_\_\_



**25.- Draw the flag of your country.**



La bandera de \_\_\_\_\_ es de color \_\_\_\_\_

26.- Write the things Alex needs for class.



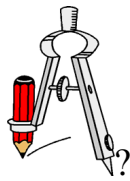
- 1.- \_\_\_\_\_
- 2.- \_\_\_\_\_
- 3.- \_\_\_\_\_
- 4.- \_\_\_\_\_
- 5.- \_\_\_\_\_
- 6.- \_\_\_\_\_
- 7.- \_\_\_\_\_

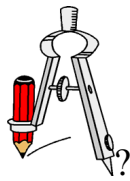
27.- Answer the questions using the pictures.



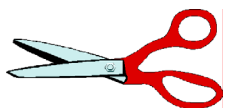
1.- ¿Cómo se dice  en español?

**Se dice pegamento**



2.- ¿Cómo se dice en español ?

\_\_\_\_\_



3.- ¿Cómo dices  en español?


\_\_\_\_\_

**28.- Colour in each object.**


Rojo



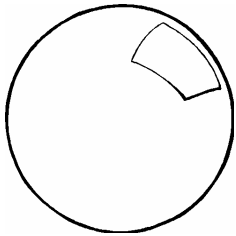
Verde




Amarillo



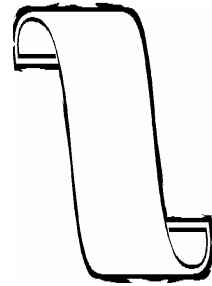
Azul




Blanco




Naranja




**29.- Read the following numbers.**



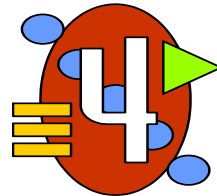
UNO



DOS




TRES




CUATRO



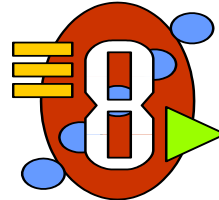
CINCO



SEIS




SIETE




OCHO



NUEVE



DIEZ



ONCE



DOCE

**30.- Match the numbers and their names.**

1	Cuatro	7	Diez
2	Dos	8	Siete
3	Seis	9	Ocho
4	Cinco	10	Doce
5	Tres	11	Nueve
6	Uno	12	Once

**31.- Complete these sentences with information about your class.**

En mi clase hay \_\_\_\_\_ niños

En mi clase hay \_\_\_\_\_ niñas

En mi clase hay \_\_\_\_\_ pizarra

En mi clase hay \_\_\_\_\_ ventanas


En mi clase hay \_\_\_\_\_ armarios

En mi clase hay \_\_\_\_\_ profesora

En mi clase hay \_\_\_\_\_ puerta

En mi clase hay \_\_\_\_\_ televisor


BORRADOR



**32.- Look at the seasons. Write their names in English.**



**invierno** \_\_\_\_\_



**otoño** \_\_\_\_\_



**primavera** \_\_\_\_\_



**verano** \_\_\_\_\_

**33.- Circle the names of the four seasons in this word strip.**

**primaveraveranootoñoinvierno**



34.- Look at these pictures about the weather.



hace calor




hace frío



está nevando



llueve



hace viento





está nublado

35.- Match the pictures and the sentences.

Hace frío



Hace calor











**36.- Look at the pictures and complete the words.**

Está n _ b _ _ _ o			Está n _ v _ _ _ d _
Hace f _ í _			Hace v _ _ _ _ t _
Hace s _ l			Está ll _ v _ _ _ _ d _

	lluvia		nieve		buen tiempo
--	--------	--	-------	---	-------------

**37.- What's the weather like? Solve the crossword.**

1. Hace									1
2. Hace									
3. Hace									
4. Hace buen									
6. Está									
5. Hace									
7. Cae la									
8. ¡Cuánta									

38.- What's the weather like where you live? Write *hace frío*, *hace calor*, *llueve*, *nieva*.

En primavera \_\_\_\_\_

En verano \_\_\_\_\_

En otoño \_\_\_\_\_

En invierno \_\_\_\_\_

39.- Write the weather expression that best describes each picture.

a) hace mal tiempo

b) hace calor

c) hace frío



\_\_\_\_\_



\_\_\_\_\_




\_\_\_\_\_

40.- Read the days of the week.



41.- Complete this crossword with the days of the week.



**42.- The letters of the days of the week have got muddled up. Put them in the correct order and translate them into English.**

	SPANISH	ENGLISH
- SLNUE	L U N E S	M O N D A Y
- MGIODNO	_____	_____
- EVRESIN	_____	_____
- DSOAAB	_____	_____
- EJVUSE	_____	_____
- RCLEOMSIE	_____	_____
- TARSEM	_____	_____

**43.- Find the seven days of the week in Spanish in this word search.**

Q	J	U	E	V	E	S	R	V	W
D	I	W	U	R	I	C	T	J	S
O	N	M	E	S	E	N	U	L	R
M	C	A	O	S	H	O	O	T	D
I	O	R	I	F	K	N	D	J	B
N	R	T	O	D	A	B	A	S	Q
G	S	E	I	S	U	P	R	K	T
O	D	S	F	A	G	W	F	D	R
S	E	N	R	E	I	V	D	S	H
P	S	E	L	O	C	R	E	I	M

**44.- Draw what you do on two days of the week, and write those days in Spanish underneath.**





**45.- Read and learn the numbers from 1 to 31.**

- |            |           |              |                 |
|------------|-----------|--------------|-----------------|
| 1.- uno    | 6.- seis  | 11.- once    | 16.- dieciséis  |
| 2.- dos    | 7.- siete | 12.- doce    | 17.- diecisiete |
| 3.- tres   | 8.- ocho  | 13.- trece   | 18.- dieciocho  |
| 4.- cuatro | 9.- nueve | 14.- catorce | 19.- diecinueve |
| 5.- cinco  | 10.- diez | 15.- quince  | 20.- veinte     |
- 21.- veintiuno 22.-veintidós 23.- veintitrés 24.- veinticuatro  
 25.- veinticinco 26.- veintiséis 27.- veintisiete 28.- veintiocho  
 29.- veintinueve 30.- treinta 31.- treinta y uno.

**46.- Join the numbers and the names with arrows.**

10	doce	16	veinte
11	quince	17	dieciocho
12	once	18	veintiuno
13	catorce	19	dieciséis
14	trece	20	diecinueve
15	diez	21	diecisiete

**47.- Complete the following words . They are numbers up to 31. Look at the example.**

d o s - d \_ \_ e - c \_ \_ t \_ \_ - t \_ e \_ n \_ \_ \_

t \_ \_ \_ - t \_ \_ \_ e - c \_ \_ c \_ - q \_ \_ \_ \_ e

d \_ \_ z - d \_ \_ c i \_ \_ \_ o - d \_ \_ \_ i \_ \_ \_ v \_

d \_ \_ \_ i s ' \_ s - v \_ i \_ \_ i \_ \_ o - v \_ \_ \_ \_ e

48.- Write from 11-30 in words in the boxes.


49.- Bingo. Follow the teacher's instructions. Choose and write twelve numbers from 1 to 30.


**Bingo 1**


**Bingo2**



50.- Read and learn the following toys.



muñeca



ajedrez



avión



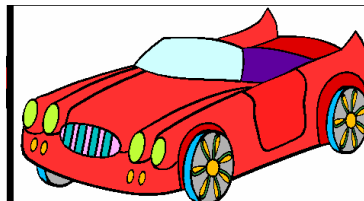
locomotora




lotería




cartas




coche



helicóptero



camión



bicicleta



diana




**51.- Draw the following toys in each box.**


muñeca	locomotora	avión
bicicleta	camión	coche

**52.- It is Christmas time! Draw a picture in each box. Draw something that you like and something that you do at Christmas.**

*Lo que más me gusta*



*Lo que hago en Navidad*



**53.- Christmas vocabulary.**

**● Colour the pictures that are in black and white.**

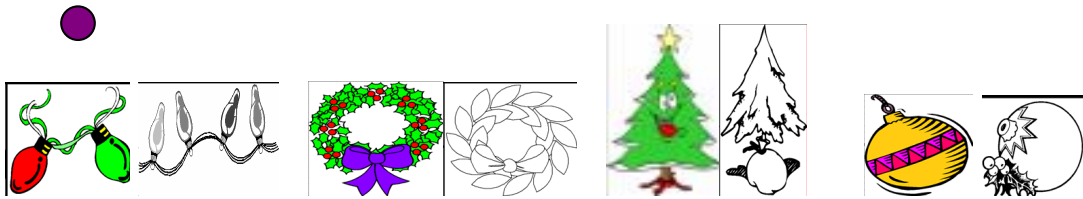


*campanas*

*lazos*

*velas*

*colgantes*



*bombillas*

*coronas*

*árboles*

*bolas*

**Write three toys that you want for Christmas.**



\_\_\_\_\_ , \_\_\_\_\_ , \_\_\_\_\_

**Write a Christmas card. Choose one of these expressions**  
*Felices Fiestas / Feliz Navidad y próspero año 20\_\_.* **Colour the card.**



54.- Look at the Hernández family.




Dionisio (papá)



Carmen (mamá)



Francisco (tío)



Reyes (tía)



Javier (primo)



Elena (prima)



Dori (abuela)



Álvaro (hermano)




Luis (abuelo)



María Luisa

**55.- Complete the following sentences about María Luisa's family.**

 <p>Mi papá y mi _____</p>	 <p>Mi hermano y mi _____</p>	 <p>Mi tío y mi _____</p>
 <p>Mi abuelo y mi _____</p>	 <p>Mi primo y mi _____</p>	 <p>Mi _____</p>

**56.- Look at the previous page and complete the exercise about the Hernández family.**

¿Cómo se llaman los padres de María Luisa?

\_\_\_\_\_

¿Cómo se llama mi abuela?

\_\_\_\_\_


Dori es la \_\_\_\_\_ de M<sup>a</sup> Luisa

Luis es el \_\_\_\_\_ de Álvaro.

¿Cómo se llaman los tíos de M<sup>a</sup> Luisa? \_\_\_\_\_

Los primos de M<sup>a</sup> Luisa y Álvaro son \_\_\_\_\_ y \_\_\_\_\_

**57.- Draw a picture of your family and then write down where they are from.**



Eg : *Yo soy de Londres.*

*Mi padre es de Glasgow.*

Este es un dibujo de mi familia:

Yo soy de.....

Mi .....es de.....

Mi .....es de.....

Mi .....es de.....

Mi .....es de.....

**58.- Look for five members of the family in the following word search. Write down the words you have found.**

A	H	E	R	M	A	N	O	B	C
M	B	X	B	K	P	Y	T	X	L
A	T	L	A	S	A	M	X	I	X
M	H	I	L	A	P	B	Z	K	O
L	Z	X	K	M	Ñ	N	Y	B	C
Z	A	B	U	E	L	O	T	Z	H

---



---



---




---



---

**59.- Which one of the following sentences is the correct one?**

1 Tengo dos hermanas y un gato.	
2 Tengo tres hermanos.	
3 Tengo un hermano y una hermana.	
4 Tengo dos hermanos y un perro.	


60.- Look at these people at work.



arquitecto



albañil



bombero



cartera




jardinero



mecánico




fontanera



veterinaria



piloto



fotógrafo



científica



cirujano

**61- What does each person need in his/her work? Match each job with its tool. Write down the matching pairs.**

Arquitecta  
bombrera  
cartero  
jardinero  
mecánica  
científico  
piloto  
fotógrafo  
albañil

avión  
regadera  
carta  
microscopio llave  
inglesa  
manguera  
cámara  
regla  
ladrillos

\_\_\_\_\_

\_\_\_\_\_

\_\_\_\_\_

\_\_\_\_\_

\_\_\_\_\_

\_\_\_\_\_

\_\_\_\_\_

\_\_\_\_\_

\_\_\_\_\_

\_\_\_\_\_

\_\_\_\_\_

\_\_\_\_\_

\_\_\_\_\_

\_\_\_\_\_

\_\_\_\_\_


\_\_\_\_\_

\_\_\_\_\_

\_\_\_\_\_

\_\_\_\_\_

\_\_\_\_\_



avión



regadera




cartas



microscopio



ladrillos



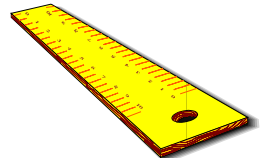
llave inglesa



manguera



cámara



regla



# LOS NÚMEROS



U - no, dos y tres o - re - jas y la bo - ca. Cua - tro, cin - co y seis las  
 ma - nos con el pie. Sie - te y o - cho un o - joy o - tro o - jo.  
 Nue - ve y diez em - pe - za - mos o - tra vez. U - no, dos, tres,  
 cua - tro, cin - co, seis, sie - te, o - cho nue - ve y diez.

Uno, dos y tres  
 orejas y la boca.  
 Cuatro, cinco y seis  
 las manos con el pie.  
 Siete y ocho  
 un ojo y otro ojo.  
 Nueve y diez  
 empezamos otra vez.

Uno, dos, tres, cuatro,  
 cinco, seis, siete, ocho  
 nueve y diez.



*The song can accompanied by gestures to make the process of learning the new vocabulary easier. The precise gestures are as follows:*

- Uno:** point to the right ear with the right hand.
- dos:** point to the left ear with the left hand.
- tres:** point to the mouth with the right hand.
- orejas y la boca:** repeat the three previous gestures.
- cuatro:** hold the right arm straight out with the palm forwards.
- cinco:** hold the left arm straight out with the palm forwards.
- seis:** point or touch one foot with both hands.
- las manos con el pie:** repeat the three previous gestures.
- siete:** point to the right eye with the right hand.
- ocho:** point to the left eye with the left hand.
- un ojo y otro ojo:** repeat the two previous gestures.
- nueve:** show nine fingers.
- diez:** show ten fingers.
- empezamos otra vez:** make a mill with both hands in front of the chest.

*At the end of the song when repeating all the numbers we do all the gestures in quick succession.*

# TUTTI FRUTTI DE COLORES



La man - za - na ver - de o ro - ja, a - ma - ri - llo el li - món, la na -  
5 ran - ja es na - ran - ja y la pi - ña es ma - rrón.

La manzana verde o roja,  
amarillo el limón,  
la naranja es naranja  
y la piña es marrón.

Blanco el coco, coco, coco,  
junto al cielo azul, azul,  
la ciruela es violeta,  
¿qué colores sabes tú?

