

# Aprendizaje cooperativo en la clase de español



- It promotes cooperative learning
- It raises academic achievement
- It ensures that group work is effective and the work produced is of a high quality
- It is inclusive of all abilities and learning styles
- It teaches and develops essential social skills



# FORMACIÓN DE LOS GRUPOS

## Set up:

Take into account: gender, ethnicity, SEN, behaviour .

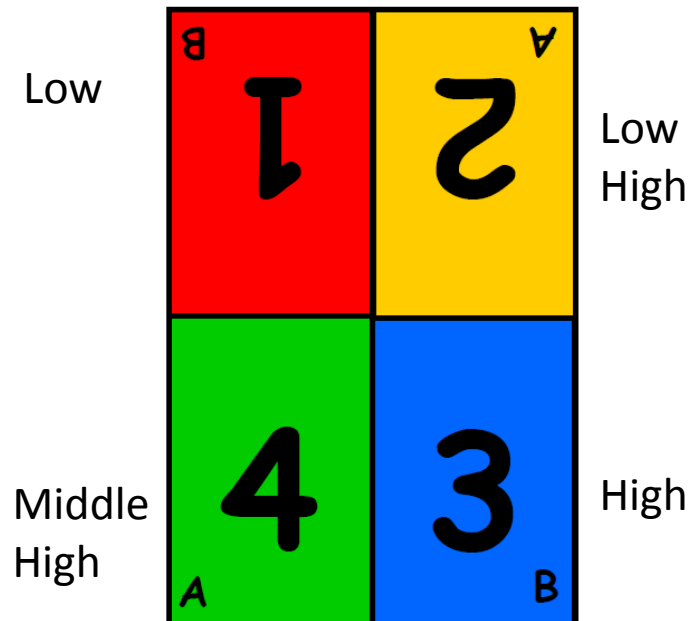
Step 1: import latest mark sheet to excel

Step 2: delete all information other than target/latest attainment.

Step 3: Sort and filter largest to smaller.

Step 4: Divide into four groups.

Example:

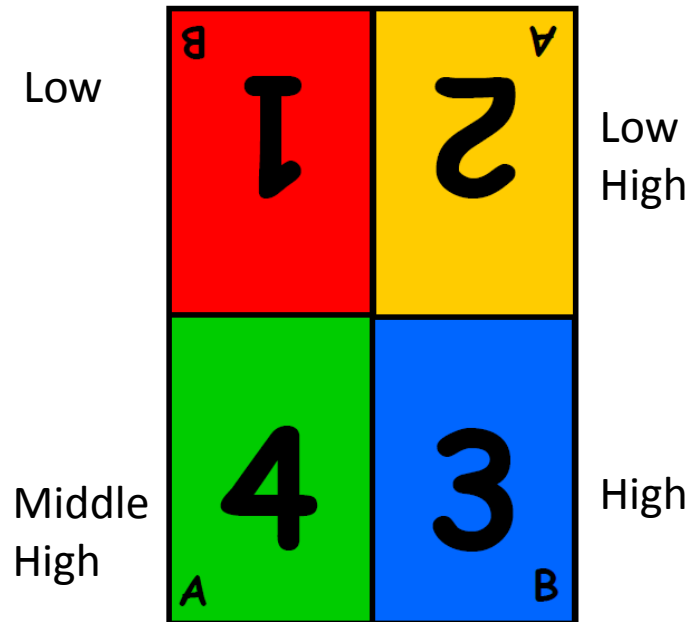



|           |  |   |
|-----------|--|---|
| Ana       |  | 3 |
| Andrés    |  | 3 |
| Jonathan  |  | 3 |
| Tomás     |  | 3 |
| Mónica    |  | 4 |
| Isabel    |  | 4 |
| Mateo     |  | 4 |
| Gabriella |  | 4 |
| Almudena  |  | 2 |
| Daniel    |  | 2 |
| Felipe    |  | 2 |
| Javier    |  | 2 |
| John      |  | 1 |
| Teresa    |  | 1 |
| Sonia     |  | 1 |
| Tobias    |  | 1 |

# DIFERENCIACIÓN

Pupils work in mixed ability by default, but the change from working in mixed ability groups to same ability groups takes less than a minute.

Example: *'Los número 1 , id a las mesas 1 y 2, los números 2 a las mesas 3 y 4, ....' and so on.*






# Quiet Signal




1. Raise hand
2. Focus fully on teacher
3. Signal others


# ESTRUCTURAS




**STAND UP, HAND UP, PAIR UP**



**Round Robin**



**Rally Coach**



**ALL WRITE ROUNDROBIN**



**ALL WRITE ROUNDROBIN**





## All write round robin

**Starting with number 1, you take turns to answer the eight questions on the sheet while the rest of the team helps. Pass the sheet around until you complete the task.**

**Hands up when you finish.**

# Artículos deportivos. ¿Para que deporte los necesitamos?



1. \_\_\_\_\_



2. \_\_\_\_\_



3. \_\_\_\_\_



4. \_\_\_\_\_



5. \_\_\_\_\_



6. \_\_\_\_\_



7. \_\_\_\_\_



8. \_\_\_\_\_



9. \_\_\_\_\_



10. \_\_\_\_\_

Ejemplo:



fútbol

---

Complete the table: list as many sports as you can think under the correct heading, **juego** or **hago**.

2 minutos

| <b>Juego al ..</b> | <b>Hago...</b> |
|--------------------|----------------|
| fútbol             | natación       |

<http://www.classtools.net/education-games-php/timer>

Stand up:


One student at a time, read an answer out.

Everybody else

- a. Tick the answer off if you have it
- b. Add that answer to your list if you don't have it.

When all your answers have been ticked off, you team sit down but keep adding new answers to your list.

| <b>Juego al ..</b> | <b>Hago...</b> |
|--------------------|----------------|
| fútbol             | natación       |




**STAND UP, HAND UP, PAIR UP**

Los lunes juego al fútbol

On Mondays I play football.



Quiz, quiz, trade

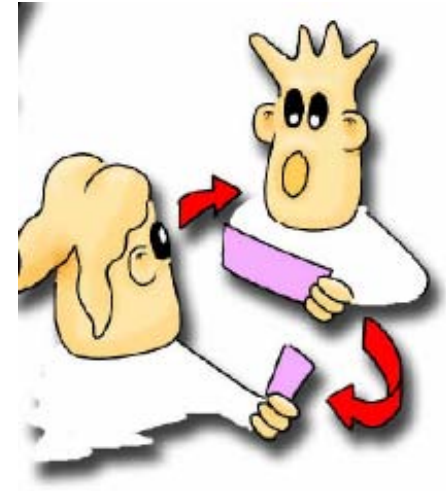


Quiz, quiz, trade

[www.englishlearning.com](http://www.englishlearning.com)

# Quiz quiz trade


1. Stand up, hand up, pair up
2. Partner A asks B.
3. Partner B responds.
4. Tip- tip- tell
5. Swap roles
6. Swap cards, find new partner



No shadow, drive by's or 3s, hand up when you are waking



*Partners take turns, one solving a problem while the other coaches. Its sometimes useful for the most confident partner to go first.*



**Rally Coach**  
www.teaching.designandtech.com