

COMPETENCIA LINGÜÍSTICA EN LENGUA EXTRANJERA (INGLÉS)  
EXPRESIÓN ESCRITA Y ORAL

6





Ejemplo de unidad de evaluación que configura la prueba de la competencia en comunicación lingüística, EXPRESIÓN ESCRITA (WRITTEN PRODUCTION): “Writing a postcard”

## Writing a postcard

Imagine you are on holiday with your family visiting a beautiful place. You are having a great time and decide to write a postcard to a British friend.



<http://pixabay.com/es/>



Here are some questions you may use as a guide.



And here are some words.



<http://pixabay.com/es/>


**Write a postcard to your British friend.**  
**Word limit: between 40 & 60 words.**

Use the layout of the postcard to write your message



- Informal expressions and expressions of time.
- To be careful with **punctuation** and **capital letters**.
- Not to repeat words.
- To be creative.



<p>_____</p> <p>_____</p> <p>_____</p> <p>_____</p> <p>_____</p> <p>_____</p> <p>_____</p> <p>_____</p> <p>_____</p> <p>_____</p>	<div style="text-align: right; margin-bottom: 20px;">  </div> <p style="text-align: center;"><i>Paul Weaver</i></p> <hr style="width: 80%; margin: 0 auto;"/> <p style="text-align: center;"><i>555 New Street</i></p> <hr style="width: 80%; margin: 0 auto;"/> <p style="text-align: center;"><i>Manchester M2 5NT</i></p> <hr style="width: 80%; margin: 0 auto;"/> <p style="text-align: center;"><i>United Kingdom</i></p>
---	--

**Now review what you have done.**



Ejemplo de unidad de evaluación que configura la prueba de la competencia en comunicación lingüística en lengua extranjera, EXPRESIÓN ESCRITA (WRITTEN PRODUCTION): “Lost in London!”

You are on holiday in London and you want to visit Buckingham Palace, the Queen's official London residence. You don't know how to get there but you have a map and ask a police officer for directions.



[http://commons.wikimedia.org/wiki/File:Angel\\_of\\_Christian\\_Charity\\_Eros\\_Piccadilly\\_Circus\\_London\\_4.jpg](http://commons.wikimedia.org/wiki/File:Angel_of_Christian_Charity_Eros_Piccadilly_Circus_London_4.jpg)

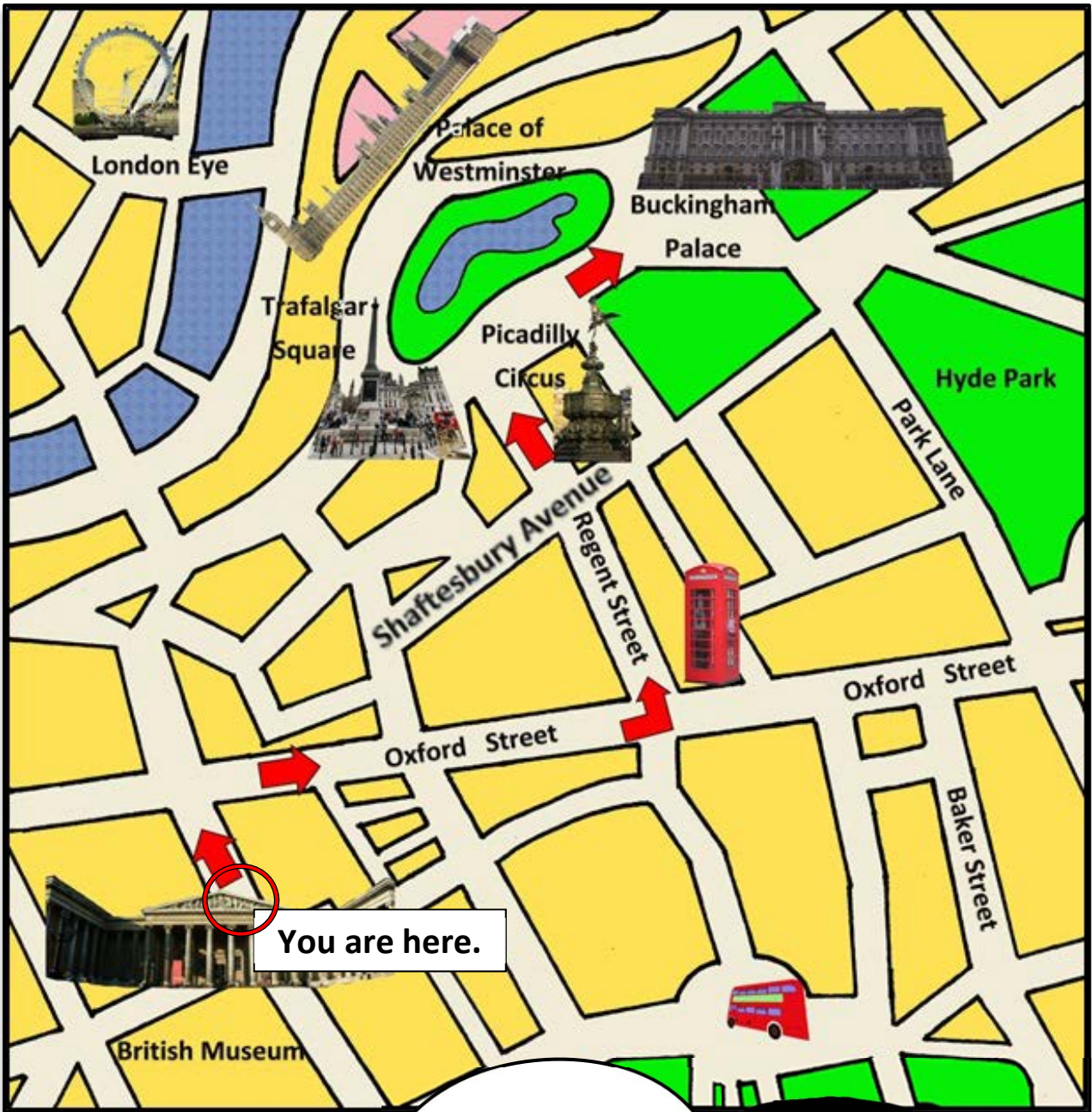
[http://de.wikipedia.org/wiki/British\\_Museum#/media/File:British\\_Museum.jpg](http://de.wikipedia.org/wiki/British_Museum#/media/File:British_Museum.jpg)

<http://pixabay.com/es/buckingham-palacio-de-buckingham-506129/>

**Write a short conversation asking for and giving directions to a police officer. Use the streets names or monuments on the map to explain them.**







Be careful with the punctuation and capital letters.



Question


You: \_\_\_\_\_ How \_\_\_\_\_ 1


Police officer: Let me see your map, please.



You: Here \_\_\_\_\_ 2

Police officer: Thank you. Look, we're in front of the **British Museum** and you want to get to **Buckingham Palace**.


Police officer:

Go \_\_\_\_\_  3

\_\_\_\_\_  4

\_\_\_\_\_   5

cross \_\_\_\_\_

\_\_\_\_\_ Picadilly Circus  6

and \_\_\_\_\_ **Buckingham Palace**. 7

You: Thank you.

Police officer: \_\_\_\_\_ 8



**LA PRUEBA CONTINÚA EN LA SIGUIENTE PÁGINA**





Ejemplo de unidad de evaluación que configura la prueba de la competencia en comunicación lingüística en lengua extranjera de **EXPRESIÓN ORAL**:

**Primera parte. (Warm-Up)** The examiner asks the student several questions as an introduction to the test. First the examiner greets the student. (No credit for this part).

- Good morning. What is your name?
- How old are you?
- What is the name of your school?

**Segunda parte. (Tell the difference)(Descriptive)**The examiner asks the student to describe four differences between the two pictures and gives an example. **“In picture A there are three trees near the house but in picture B there are two”**. **“Remember to make sentences using “but”**. **“Now, make four more sentences using the prompts in the box.”**

A


B



Trees / Flowers / birds / rabbit / plant / flag / windows / mirrors / clouds / mountains / but /

- 1.
- 2.
- 3.
- 4.

**Tercera parte. (Narrative)** The examiner tells the student the name of the story and gives a context. “These pictures tell a story. It’s called **Halloween Night. You have 15 seconds to look at the pictures. (Pause 15 seconds)** The story begins like this: “It’s Halloween Night. Now it’s six o’clock in the evening and a little ghost is going door-to-door. The little ghost rings the bell.” Now continue the story. Start with picture two”.



<p>Old woman / bucket / trick or treat / full /sweets /thank / turn / go away / take off / costume / monkey</p>
---

**Cuarta parte. (Expositive)**The examiner asks the student everyday questions about himself/herself. Topics can be school, friends, family, hobbies, food or sports.

1. What games do you play at school?
2. Who do you play with?
3. What sports/games did you play when you were younger than now?
4. What did you do last weekend?